



**Modular Cooking Range Line
thermaline 80 - Water mixing tap with
lever, 1 Side with Backsplash - H=800**

ITEM # _____

MODEL # _____

NAME # _____

SIS # _____

AIA # _____



588391 (MAEAHBB300)

Water mixing tap with one lever, one-side operated with backsplash

Short Form Specification

Item No. _____

Water mixing tap with lever for hot and cold water. Unit constructed according to DIN 18860_2 with 20 mm drop nose top and 70 mm recessed plinth. Internal frame for heavy duty sturdiness in stainless steel. 2 mm top in 1.4301 (AISI 304). Flat surface construction, easily cleanable. THERMODUL connection system enables seamless worktop when units are connected and avoids soil penetrating. IPX5 water resistant certification. Configuration: Freestanding, one-side operated with backsplash.

Main Features

- Water mixing unit for hot and cold water.
- All major components may be easily accessed from the front.
- THERMODUL connection system creates a seamless work top when units are connected to each other thus avoiding soil penetrating vital components and facilitating the removal of units in case of replacement or service.
- Large stainless steel tap.

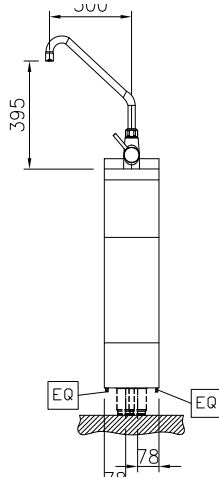
Construction

- 2 mm top in 1.4301 (AISI 304).
- IPX5 water resistance certification.
- Unit constructed according to DIN 18860_2 with 20 mm drop nose top and 70 mm recessed plinth.
- Flat surface construction with minimal hidden areas to easily clean all surfaces
- Internal frame for heavy duty sturdiness in stainless steel.

APPROVAL: _____



Front


Water:

Inlet water line size:

588391 (MAEAHBB300) 3/4"

 Incoming Cold/hot Water line
 size:

3/4"

Key Information:

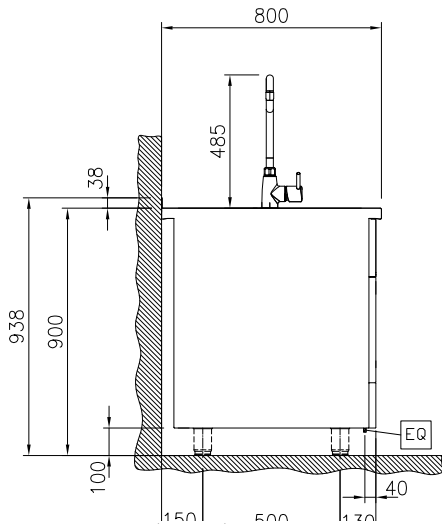
External dimensions, Width: 200 mm

External dimensions, Depth: 800 mm

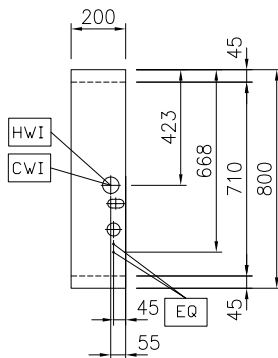
External dimensions, Height: 800 mm

Net weight: 25 kg

Side


 CWI = Cold Water inlet 1 (cleaning)
 HWI = Hot water inlet

Top



Optional Accessories

- Connecting rail kit for appliances with backsplash, 800mm PNC 912497
- Portioning shelf, 200mm width PNC 912520
- Portioning shelf, 200mm width PNC 912550
- Folding shelf, 300x800mm PNC 912577
- Folding shelf, 400x800mm PNC 912578
- Fixed side shelf, 200x800mm PNC 912583
- Fixed side shelf, 300x800mm PNC 912584
- Fixed side shelf, 400x800mm PNC 912585
- Stainless steel plinth, against wall, 200mm width PNC 912800
- Connecting rail kit for appliances with backsplash: modular 80 (on the left), ProThermetic tilting (on the right), ProThermetic stationary (on the left) to ProThermetic tilting (on the right) PNC 912977
- Connecting rail kit for appliances with backsplash: modular 80 (on the right), ProThermetic tilting (on the left), ProThermetic stationary (on the right) to ProThermetic tilting (on the left) PNC 912978
- Back panel, 200x800mm, for units with backsplash PNC 913020
- Stainless steel panel, 800x800mm, against wall, left side PNC 913094
- Stainless steel panel, 800x800mm, flush-fitting, against wall, right side PNC 913098
- Endrail kit, flush-fitting, with backsplash, left PNC 913113
- Endrail kit, flush-fitting, with backsplash, right PNC 913114
- Endrail kit (12.5mm) for thermaline 80 units with backsplash, left PNC 913204
- Endrail kit (12.5mm) for thermaline 80 units with backsplash, right PNC 913205
- U-clamping rail for back-to-back installations with backsplash PNC 913226
- Insert profile D=800mm PNC 913230
- Side reinforced panel only in combination with side shelf for against the wall installations, left PNC 913264
- Side reinforced panel only in combination with side shelf, for against the wall installations, right PNC 913266
- Stainless steel dividing panel, 800x800mm, (it should only be used between Electrolux Professional thermaline Modular 80 and thermaline C80) PNC 913669
- Stainless steel side panel, 800x800mm, flush-fitting (it should only be used against the wall, against a niche and in between Electrolux Professional thermaline and ProThermetic appliances and external appliances - provided that these have at least the same dimensions) PNC 913685